

The  
British  
Horse  
Society

STAGE 4

# CAREER PATHWAYS SKILLS RECORD



Career  
Pathways



## Welcome to your Stage 4 journey.

Congratulations on choosing to develop your career and explore further qualifications. We look forward to supporting you on your career pathway.

This is your record of training and achievements across the Stage 4 suite of units. Combine your passion for horses and progress your career learning practical, real-world skills.



# MY DETAILS

Please attach  
a passport size  
photo here

FIRST NAME\*

SURNAME\*

ADDRESS

POSTCODE

BHS NUMBER

\*Must be the legal name in which the candidate is registered for the qualification

## TRAINER DECLARATION

I have checked  
formal ID of the  
candidate and  
the photo is a  
true likeness.

SIGNED

ACCREDITED  
PROFESSIONAL NUMBER



It is compulsory this is signed off by a BHS Accredited Professional before your first assessment.  
If this is blank, you must bring valid photo ID to every BHS assessment.

# USEFUL CONTACTS

EDUCATION TEAM

CALL: 02476 840 508

EMAIL: [PATHWAYS@BHS.ORG.UK](mailto:PATHWAYS@BHS.ORG.UK)

For a wealth of additional resources, guidance and tips visit:  
[bhs.org.uk/pathways](https://bhs.org.uk/pathways)

## INTRODUCTION TO

**BHS STAGE 4 QUALIFICATIONS**

There are several career pathways to follow within the Stage 4 suite of qualifications.

**The qualifications within the suite are:**

- Stage 4 Senior Yard Manager
- Stage 4 Senior Yard Manager with Riding
- Stage 4 Senior Eventing Coach
- Stage 4 Senior Dressage Coach
- Stage 4 Senior Show Jumping Coach

Each qualification comprises of a combination of compulsory and optional units

This table shows an overview of the qualifications at Stage 4 and the units required for the achievement of each qualification.

	STAGE 4 SENIOR YARD MANAGER	STAGE 4 SENIOR YARD MANAGER WITH RIDING*	STAGE 4 SENIOR EVENTING COACH**	STAGE 4 SENIOR DRESSAGE COACH**	STAGE 4 SENIOR SHOW JUMPING COACH**
<b>C</b> - Compulsory units					
<b>O</b> - Optional units					
Unit 1. Stage 4 Senior Care	C	C	C	C	C
Unit 2. Stage 4 Senior Management	C	C	C	C	C
Unit 3. Stage 4 Senior Lunge		C	C	C	C
Unit 4. Stage 4 Senior Ride for Training Eventing		O	O	O	O
Unit 5. Stage 4 Senior Ride for Training Dressage		O	O	O	
Unit 6. Stage 4 Senior Ride for Training Show Jumping		O	O		O
Unit 7. Stage 4 Senior Coaching Eventing			C		
Unit 8. Stage 4 Senior Coaching Dressage				C	
Unit 9. Stage 4 Senior Coaching Show Jumping					C

\* Achievement of the Stage 4 Senior Yard Manager with Riding requires completion of the three compulsory units and one optional unit.

\*\* Achievement of Stage 4 Senior Coach qualifications require completion of the four compulsory units and one optional unit

# This skills record is designed to help you throughout your Stage 4 pathway.

It will assist you as you undertake your training and ensure you are fully prepared for your Stage 4 assessments as you progress through the BHS career pathway.

It is compulsory that you bring your completed skills record to your assessment.

## CONTENTS

<b>Unit 1:</b> Stage 4 Senior Care .....	11-17
<b>Unit 2:</b> Stage 4 Senior Management .....	18-27
<b>Unit 3:</b> Stage 4 Senior Lunge .....	28-32

### RIDING UNITS

<b>Unit 4:</b> Stage 4 Senior Ride for Training Eventing .....	33-36
<b>Unit 5:</b> Stage 4 Senior Ride for Training Dressage .....	37-40
<b>Unit 6:</b> Stage 4 Senior Ride for Training Show Jumping .....	41-44
<b>Trainer Endorsements for riding units</b> .....	45-47

### COACHING UNITS

<b>Unit 7:</b> Stage 4 Senior Coaching Eventing .....	48-52
<b>Unit 8:</b> Stage 4 Senior Coaching Dressage .....	53-56
<b>Unit 9:</b> Stage 4 Senior Coaching Show Jumping .....	57-60
<b>Trainer Endorsement for coaching units</b> .....	61

<b>Next steps</b> .....	64-69
-------------------------	-------

# WHAT TO WEAR ON YOUR ASSESSMENT DAY

## All assessments

For all assessments, with the exception of Management, it is essential that you bring your riding hat which must meet current safety standards. Please refer to our 'hat guidance' on our website for the current accepted standards. Gloves are also required for all assessments that involve riding or handling horses. Well fitted, smart and clean clothing will make a good impression for your assessment, as it would in any professional equestrian workplace. For safety reasons, any jewellery on show should be covered up or removed and long hair tied back. Keep an eye on the weather and bring suitable clothing if it is likely to be cold or raining – this will ensure you can concentrate on your assessment as opposed to feeling cold or uncomfortable.

If you are riding or teaching, your riding boots can either be long boots or, short boots with leather gaiters. Plain jodhpurs or breeches are ideal. A smart appearance is recommended.



## Riding

A long sleeved top is recommended for all riding assessments. A body protector that meets current safety standards is compulsory for cross country riding, and recommended for show jumping. Please note fixed peaks are not permitted for any cross country riding.

For flatwork riding you can ride with a schooling whip up to 39". For show jumping and cross country it is recommended one whip is permitted for show jumping and must be between 45-75cm and must not be weighted or with a hard point at the end. The end of the whip must be padded. The 'pad' must be smooth with no protrusion or raised surface (which included embroidery) and be made of a shock absorbing material throughout its circumference.

Please bring these with you to your assessment.

Spurs may be worn for riding assessments. They should be short and blunt with the shank set centrally to the rear. They must only be used as necessary and you will be asked to remove them if the assessor or centre representative feels they are being misused.

[bhs.org.uk/pathways](https://bhs.org.uk/pathways)

## Air jackets

Air jackets should not be worn within groups of riders in an assessment situation. This is due to the increased risk of reaction of horses with other candidates.

Air jackets may be worn for cross country riding only, when correctly fitted over a body protector and with the assessment centre's consent.

## Care and Lungeing

It's important that you're comfortable throughout the day. Please wear suitable footwear for handling horses and sensible yard clothing; this may include trousers or jodhpurs (a dark colour is more practical). We recommend that you wear a jumper or gilet with a polo shirt underneath as you will need to be able to move comfortably to complete practical tasks.

# READY FOR ASSESSMENT AND TRAINER ENDORSEMENT

To prepare for the Stage 4 and understand the depth of knowledge and breadth of skills required, it is essential that you undertake regular training with a BHS Accredited Professional. If you require any assistance finding a suitable trainer or centre, visit our website, or give our Education Team a call on 02476 840508.

Your BHS Accredited Professional will be able to complete the **Ready for Assessment** and **Trainer Endorsements** within your skills record on an ongoing basis throughout your training. Before you book your Stage 4 assessment, you should have the relevant sections of this skills record signed-off by an Accredited Professional who fulfils the individual criteria for each unit sign-off. **You must bring your completed skills record to your assessment with you to show your assessor.** If any **Ready for Assessment** or **Trainer Endorsement** in your skills record is not signed-off for that unit, you will not be able to sit the unit on your assessment day. There will be no exceptions to this.



## Ready for Assessment

Each unit has a sign-off section that will need to be completed and signed before you take your assessment, stating that you are sufficiently of the level to be presented for assessment.

## Trainer Endorsement

These must be signed-off by an Accredited Professional in the industry (with the relevant qualifications) who can assess you against the specific criteria. **Trainer Endorsements** have been incorporated into the skills record as it is not possible to assess the full breadth of the syllabus at Stage 4 level in the allotted time.

## Who can sign-off my skills record?

A Stage 4 Accredited Trainer. They will have completed the BHS Stage 4 trainer induction, is a current BHS Accredited Professional and are qualified to either of the options described below:

- A minimum of BHS1 or Stage 5 for the assessment they are signing-off and a coaching qualification.
- Or**
- A minimum of BHS1 or Stage 5 for the assessment they are signing-off and hold a Ride Leader or Riding Out qualification at Level 2, or above.
- Or**
- For Stage 4 Care and Management only: A minimum of the Stage 5 Stable Managers and Stage 5 Business Management

The requirements are listed individually against each sign off page.

Please remember that your skills record identifies that you are ready for an assessment. This does not mean that you will necessarily be successful in passing the assessment on the day.

## Quality assurance control of Trainer Endorsements

During your assessment, a BHS assessor will carry out a 'viva' (a verbal assessment) to confirm your knowledge and understanding of the learning outcomes covered via **Trainer Endorsement**. This will give you an opportunity to demonstrate that you have a thorough knowledge of the subject, an appreciation of the practical implications and sufficient breadth of understanding. The assessor will take into consideration that you may be nervous on the day, but is there to give you an opportunity to confirm your understanding in a format that is crucial to the equine industry as it reflects the need for communication and clarity.

As part of our ongoing quality control procedure, you may be reassessed on any knowledge based criteria by a BHS Assessor. Reassessment can be arranged via a video call prior to certification. We will contact you if this needs to be arranged.

If you have difficulty accessing an Accredited Professional BHS1 to sign off this skills record please contact the office on 02476 840508 and we will try to help you.

## Command verbs

You will notice that each assessment criteria will begin with a command verb, such as 'explain...' or 'analyse...'. Below you will find the definitions for each of the commonly used command verbs. Use these to help you answer the question and identify the level of detail needed for your response.

VERB	THE LEARNER WILL BE ABLE TO:
Analyse	Break down a complex topic into simpler parts, exploring patterns and explaining significance. Could be strengths, weaknesses, conclusions and often paired with making recommendations.
Assess	Consider several options or arguments and weigh them up to come to a conclusion about their effectiveness or validity. Similar to evaluate, though can be without the measure.
Compare	Identify similarities and differences of the topic.
Demonstrate	Carry out particular activity or skill showing awareness and understanding.
Describe	Paint a picture in words. Give a full description including details of all the relevant features.
Evaluate	Examine the strengths and weaknesses and judge the merits of particular perspectives to come to a conclusion about their success/importance/worth. Evaluation is often against a measure or value.
Explain	Give logical reasons to support a view.
Justify	Give reasons why something is valid. This might reasonably involve discussing and discounting some views or actions. Each view or option will have positives and negatives, but the positives should outweigh the negatives.

A woman wearing a dark blue jacket, black riding pants, and a black helmet with a white stripe is leading a brown horse on a paved path. The horse is wearing a dark halter and is walking towards the left. The background shows a grassy area, a wooden fence, and bare trees under a cloudy sky. A red rectangular overlay is positioned in the upper right corner of the image.

**UNIT 1:  
STAGE 4  
SENIOR  
CARE**

# STAGE 4 SENIOR CARE

As a yard manager, you will have a high level of responsibility with the welfare and management of horses being your priority. Your knowledge of nutrition, conformation, stable management, physiology, anatomy and horse health for all ages and competition disciplines will underpin your professional career.

**You will be able to:**

- Select, fit and evaluate a range of tack and equipment for dressage, show jumping and cross country competition
- Understand the nutritional requirements, including supplements, for a range of horses and the management of health conditions that may be linked to poor diet
- Analyse the management and fitness programmes for a range of competition horses
- Evaluate a horse's physical condition, including dynamic and static conformation assessment and analysis of lower leg and foot balance
- Explain a range of common injuries, treatments, therapies and rehabilitation work, including remedial equipment, foot dressings and bandaging methods
- Apply a foot dressing with poultice and a figure of eight bandage
- Have a detailed understanding of the components and function of a range of muscle groups and the role of tendons and ligaments
- Manage the care of a range of horses, promoting health and wellbeing and reducing the risk of ill health, injury and disease outbreak

## Stage 4 Senior Care Ready for Assessment

This candidate has been trained in the following elements for the purpose of the Stage 4 Senior Care assessment.

CANDIDATE NAME \_\_\_\_\_ BHS NUMBER \_\_\_\_\_

	TRAINER'S NAME	ACCREDITED PROFESSIONAL NUMBER	TRAINER INITIALS
LO1. Use of specialist tack in a safe and efficient manner			
LO4. Maintenance of a horse's physical wellbeing			



It is compulsory this is signed-off by a BHS Accredited Professional with a minimum of a BHS Stage 5 Stable Managers and a Coaching or Ride Leader qualification. Or a BHS Accredited Professional Centre Groom with BHS Stage 5 Stable Managers.

## Trainer Endorsement

LO2. Understand nutritional requirements of horses

ASSESSMENT CRITERIA	DATE ACHIEVED
2.1 Explain nutritional and dietary needs for a range of horses	
2.2 Evaluate the use of vitamin and mineral supplements in horses' diets	
2.3 Analyse the management of a range of health conditions that may be linked to nutrition	

FEEDBACK:

APC NAME:


APC NUMBER:



It is compulsory this is signed-off by a BHS Accredited Professional with a minimum of a BHS Stage 5 Stable Managers and a Coaching or Ride Leader qualification. Or a BHS Accredited Professional Centre Groom with BHS Stage 5 Stable Managers.

## Trainer Endorsement

LO3. Understand the management of competition horses


ASSESSMENT CRITERIA	DATE ACHIEVED
3.1 Analyse the management of competition horses pre, during and post competition	
3.2 Evaluate the different fitness processes required for a range of performance horses	
FEEDBACK:	
APC NAME: _____ APC NUMBER: _____	
 It is compulsory this is signed-off by a BHS Accredited Professional with a minimum of a BHS Stage 5 Stable Managers and a Coaching or Ride Leader qualification. Or a BHS Accredited Professional Centre Groom with BHS Stage 5 Stable Managers.	

CANDIDATE NAME \_\_\_\_\_ BHS NUMBER \_\_\_\_\_



## Trainer Endorsement

LO5. Understand the care of horses


ASSESSMENT CRITERIA	DATE ACHIEVED
5.1 Explain how to maintain health and wellbeing of horses	
5.2 Explain procedures for managing a suspected outbreak of a contagious disease	
5.3 Describe end of life care	
FEEDBACK:	
APC NAME: _____ APC NUMBER: _____	
 It is compulsory this is signed-off by a BHS Accredited Professional with a minimum of a BHS Stage 5 Stable Managers and a Coaching or Ride Leader qualification. Or a BHS Accredited Professional Centre Groom with BHS Stage 5 Stable Managers.	

STAGE 4 SENIOR CARE

CANDIDATE NAME \_\_\_\_\_ BHS NUMBER \_\_\_\_\_

## Trainer Endorsement

LO6. Understand how to care for mares and youngstock

ASSESSMENT CRITERIA	DATE ACHIEVED
6.1 Explain how mares in foal should be cared for	
6.2 Describe the signs a mare is due to foal	
6.3 Explain the foaling process	
6.4 Evaluate care options for the mare and foal	
6.5 Explain the physical needs of young horses	
6.6 Explain methods of handling young horses	
FEEDBACK:	
APC NAME: _____ APC NUMBER: _____	
 It is compulsory this is signed-off by a BHS Accredited Professional with a minimum of a BHS Stage 5 Stable Managers and a Coaching or Ride Leader qualification. Or a BHS Accredited Professional Centre Groom with BHS Stage 5 Stable Managers.	

CANDIDATE NAME \_\_\_\_\_ BHS NUMBER \_\_\_\_\_


## Trainer Endorsement

LO7. Understand the care of older horses

CANDIDATE NAME \_\_\_\_\_

BHS NUMBER \_\_\_\_\_

ASSESSMENT CRITERIA	DATE ACHIEVED
7.1 Explain how to recognise the signs of ageing	
7.2 Explain ongoing care of the older horse	
FEEDBACK:	
APC NAME: _____ APC NUMBER: _____	

 It is compulsory this is signed-off by a BHS Accredited Professional with a minimum of a BHS Stage 5 Stable Managers and a Coaching or Ride Leader qualification. Or a BHS Accredited Professional Centre Groom with BHS Stage 5 Stable Managers.

### What will I need to bring to the Stage 4 Senior Care assessment?

- This skills record with completed Stage 4 Senior Care **Ready for Assessment** and **Trainer Endorsement** tables. If you do not bring your completed skills record you will not be able to sit any part of the assessment
- Your riding hat and gloves
- Photo ID or skills record identification box (page 3) completed

### What should I expect on the day?

There will be signs to direct you to the briefing room and a member of our team will be at the centre to welcome you. Your assessor will run through the process of the day and answer any queries you may have about the assessment. You will be put into groups of up to two candidates to one assessor. You will work through each element of the syllabus that is not assessed via **Trainer Endorsement**. Your assessor will clarify and confirm learning through **Trainer Endorsement** via a one-to-one viva assessment.

### How long will the assessment take?

The assessment will last approximately three and a half hours.

PADDOO

P1 | A

B

PAVILION

C

CLUB

D

WILLOW

P2

T

CK ROTA

**UNIT 2:  
STAGE 4  
SENIOR  
MANAGEMENT**

INTRODUCTION TO

# UNIT 2

## STAGE 4

# SENIOR MANAGEMENT

Whether a self-employed freelance coach or groom, managing a commercial riding school, livery yard, trekking centre, equine college or substantial welfare and veterinary centre, business management is key to a thriving, sustainable enterprise.



**You will:**

- Have a detailed understanding of the roles and responsibilities of a yard manager, employment law and legislation, contracts of employment, staff recruitment and development
- Have a thorough knowledge of yard management, facility and grassland management, safety and security of equine establishments
- Understand the requirements of a self-employed coach, including insurance, license requirements and health and safety regulation
- Understand the financial and legal requirements for an equestrian business such as pricing models, overheads, accounting requirements and record keeping
- Have an established awareness of customer care for a successful business, ability to compare booking methods and allocate resources for a sustainable business
- Demonstrate effective interpersonal skills utilising verbal and non-verbal communication, listening and negotiation skills required for management
- Understand marketing and the range of methods and campaigns to apply depending on resources available
- Know about a range of approval and membership schemes for equestrian professionals and an appreciation for maintaining working relationships with other professionals in the industry

**Stage 4 Senior Management Ready for Assessment**

This candidate has been trained in the following elements for the purpose of the Stage 4 Senior Management assessment.

CANDIDATE NAME \_\_\_\_\_ BHS NUMBER \_\_\_\_\_

	TRAINER'S NAME	ACCREDITED PROFESSIONAL NUMBER	TRAINER INITIALS
LO6. Financial requirements for an equestrian business			
LO8. Different marketing opportunities			
LO10. Managing grassland			



**It is compulsory this is signed-off by a BHS Accredited Professional with a minimum of a BHS Stage 5 Business Management and a Coaching or Ride Leader qualification. Or a BHS Accredited Professional Centre Groom with BHS Stage 5 Business Management.**

**Trainer Endorsement**

LO1. Understand the importance of customer care

ASSESSMENT CRITERIA	DATE ACHIEVED
1.1 <b>Compare</b> different booking methods for equestrian businesses	
1.2 <b>Justify</b> the allocation of resources in a range of situations	
1.3 <b>Explain</b> a range of factors that contribute to successful customer care	
1.4 <b>Compare</b> the benefits of different membership schemes for customers	
FEEDBACK:	
APC NAME: _____ APC NUMBER: _____	



It is compulsory this is signed-off by a BHS Accredited Professional with a minimum of a BHS Stage 5 Business Management and a Coaching or Ride Leader qualification. Or a BHS Accredited Professional Centre Groom with BHS Stage 5 Business Management.

**Trainer or Employer Endorsement**

	TRAINER OR EMPLOYER NAME	APC NUMBER (IF APPLICABLE)	TRAINER OR EMPLOYER INITIALS
LO2. Interpersonal skills			



It is compulsory this is signed-off by a BHS Accredited Professional with a minimum of a BHS Stage 5 Business Management and a Coaching or Ride Leader qualification. Or a BHS Accredited Professional Centre Groom with BHS Stage 5 Business Management. Alternatively this can be signed-off by your employer.

**Trainer Endorsement**

LO3. Be able to manage staff

CANDIDATE NAME \_\_\_\_\_

BHS NUMBER \_\_\_\_\_

ASSESSMENT CRITERIA	DATE ACHIEVED
3.1 Explain different ways of employing staff	
3.2 Explain the purpose and process of staff development	
3.3 Produce training plans to develop staff	
FEEDBACK:	
APC NAME: _____ APC NUMBER: _____	

 It is compulsory this is signed-off by a BHS Accredited Professional with a minimum of a BHS Stage 5 Business Management and a Coaching or Ride Leader qualification. Or a BHS Accredited Professional Centre Groom with BHS Stage 5 Business Management.

STAGE 4 SENIOR MANAGEMENT



## Trainer Endorsement

LO4. Understand requirements for self-employment

CANDIDATE NAME \_\_\_\_\_

BHS NUMBER \_\_\_\_\_

ASSESSMENT CRITERIA	DATE ACHIEVED
4.1 Explain the specific requirements of a self-employed coach	
4.2 Compare the benefits of different membership schemes for self-employed coaches	
4.3 Explain the benefits of Continued Professional Development for a freelance coach	
FEEDBACK:	
APC NAME: _____ APC NUMBER: _____	




It is compulsory this is signed-off by a BHS Accredited Professional with a minimum of a BHS Stage 5 Business Management and a Coaching or Ride Leader qualification. Or a BHS Accredited Professional Centre Groom with BHS Stage 5 Business Management.




**Trainer Endorsement**

LO5. Understand the roles and responsibilities of a yard manager

ASSESSMENT CRITERIA	DATE ACHIEVED
5.1 Explain the requirements of implementing relevant legislation	
5.2 Explain the purpose of different types of insurance	
FEEDBACK:	
APC NAME: _____ APC NUMBER: _____	
 It is compulsory this is signed-off by a BHS Accredited Professional with a minimum of a BHS Stage 5 Business Management and a Coaching or Ride Leader qualification. Or a BHS Accredited Professional Centre Groom with BHS Stage 5 Business Management.	

**Trainer Endorsement**

LO7. Understand record keeping requirements for an equestrian business

ASSESSMENT CRITERIA	DATE ACHIEVED
7.1 Explain records kept	
7.2 Explain how business information is stored	
FEEDBACK:	
APC NAME: _____ APC NUMBER: _____	
 It is compulsory this is signed-off by a BHS Accredited Professional with a minimum of a BHS Stage 5 Business Management and a Coaching or Ride Leader qualification. Or a BHS Accredited Professional Centre Groom with BHS Stage 5 Business Management.	

**Trainer Endorsement**

CANDIDATE NAME \_\_\_\_\_

LO9. Understand how to manage a yard

BHS NUMBER \_\_\_\_\_

STAGE 4 SENIOR MANAGEMENT

ASSESSMENT CRITERIA	DATE ACHIEVED
9.1 <b>Compare</b> the benefits of different types of approval schemes for businesses	
9.2 <b>Explain</b> working relationships with a range of associated professionals	
9.3 <b>Explain</b> how to maintain facilities	
9.4 <b>Explain</b> a range of safety and security procedures on the yard	
FEEDBACK:	
APC NAME: _____ APC NUMBER: _____	



It is compulsory this is signed-off by a BHS Accredited Professional with a minimum of a BHS Stage 5 Business Management and a Coaching or Ride Leader qualification. Or a BHS Accredited Professional Centre Groom with BHS Stage 5 Business Management.

## What will I need to bring to the Stage 4 Senior Management assessment?

- This skills record with completed Stage 4 Senior Management **Ready for Assessment** and **Trainer Endorsement** tables. If you do not bring your completed skills record you will not be able to sit any part of the assessment
- Photo ID or skills record identification box (page 3) completed

## What should I expect on the day?

There will be signs to direct you to the briefing room and a member of our team will be at the centre to welcome you. Your assessor will run through the process of the day and answer any queries you may have about the assessment. You will be put into groups of up to three candidates to one assessor. You will work through each element of the syllabus that is not assessed via **Trainer Endorsement**. Your assessor will clarify and confirm learning through **Trainer Endorsement** via a one-to-one viva assessment.

## How long will the assessment take?

The assessment will last approximately two hours.





  
Equestrian Professional Coach



**UNIT 3:  
STAGE 4  
SENIOR  
LUNGE**

INTRODUCTION TO

# UNIT 3

## STAGE 4

# SENIOR LUNGE

Lungeing goes hand in hand with the ridden training of horses. You will know how to plan the non-ridden development for a range of horses during different stages of their education.

**You will be able to:**

- Evaluate a range of training aids available for lungeing
- Explain the use of long reining
- Assess a horse to plan appropriate exercises suitable for its development
- Lunge a competition horse to develop its way of going
- Demonstrate appropriate techniques and exercises maintaining a safe technique, rhythm and tempo
- Use poles and floor plans as appropriate to develop the way of going
- Evaluate the work carried out, the effectiveness of the session and discuss a plan of progression



### Stage 4 Senior Lunge Ready for Assessment

This candidate has been trained in the following elements for the purpose of the Stage 4 Senior Lunge assessment.

CANDIDATE NAME \_\_\_\_\_ BHS NUMBER \_\_\_\_\_

	TRAINER'S NAME	ACCREDITED PROFESSIONAL NUMBER	TRAINER INITIALS
LO2. Lungeing a competition horse to develop its way of going			




It is compulsory this is signed-off by a BHS Accredited Professional with a minimum of BHS Stage 5 Working Horses from the Ground and a Coaching or Ride Leader qualification.

## Trainer Endorsement

LO1. Understand how to lunge competition horses

CANDIDATE NAME \_\_\_\_\_

BHS NUMBER \_\_\_\_\_

ASSESSMENT CRITERIA	DATE ACHIEVED
1.1 Evaluate the use of a range of training aids for lungeing	
1.2 Explain the use of long reining	
FEEDBACK:	
APC NAME: _____ APC NUMBER: _____	
 It is compulsory this is signed-off by a BHS Accredited Professional with a minimum of BHS Stage 5 Working Horses from the Ground and a Coaching or Ride Leader qualification.	

### What will I need to bring to the Stage 4 Senior Lunge assessment?

- This skills record with completed Stage 4 Senior Lunge **Ready for Assessment** and **Trainer Endorsement** tables. If you do not bring your completed skills record you will not be able to sit any part of the assessment
- Your hat and gloves
- Photo ID or skills record identification box (page 3) completed

### What should I expect on the day?

There will be signs to direct you to the briefing room and a member of our team will be at the centre to welcome you. Your assessor will run through the process of the day and answer any queries you may have about the assessment. After you have been briefed you will go to the arena (either indoor or outdoor arena). Your assessor will allocate a horse to you. The horse will be tacked up ready to lunge. You should check the equipment for safety and correct fit and then begin lungeing. You should warm the horse up without side reins. When the horse is sufficiently warmed up you can then attach the side reins and continue to work the horse. You will be expected to use poles and floor plans, if appropriate. Your assessor will clarify and confirm learning through **Trainer Endorsement** via a one-to-one viva assessment.

### How long will the assessment take?

The assessment will last approximately one hour.



**UNIT 4:  
STAGE 4  
SENIOR  
RIDE FOR  
TRAINING  
EVENTING**

INTRODUCTION TO

# UNIT 4

## STAGE 4

# SENIOR RIDE FOR TRAINING EVENTING

Showcase your skills developing a horse's way of going on the flat, over show jumps and cross country fences. You will be confident riding a variety of horses showing competence for riding and training horses for competition.

### **You will be able to:**

- Demonstrate a thorough knowledge of training horses from birth to riding away, an appreciation for various methods and requirements and the application of the Training Scale
- Plan a training programme for a dressage horse to include introducing and analysing the effect of lateral work, variations within the pace and the effect of transitions
- Plan a training programme for a jump horse to include introducing poles and fences and evaluating the use of grid work
- Understand factors that may influence a horse's progress, explain potential problems and how to overcome them
- Ride a variety of horses at different stages in their training on the flat and over show jumps and cross country fences using appropriate exercises to develop the horse's way of going
- Ride in an influential, balanced position demonstrating empathy and feel for your horses
- Evaluate the horses that you ride and the effectiveness of the exercises chosen to produce a plan of future possible work for each horse

## Stage 4 Senior Ride for Training Eventing Ready for Assessment

This candidate has been trained in the following elements for the purpose of the Stage 4 Senior Ride for Training Eventing assessment.

CANDIDATE NAME \_\_\_\_\_ BHS NUMBER \_\_\_\_\_

	TRAINER'S NAME	ACCREDITED PROFESSIONAL NUMBER	TRAINER INITIALS
LO2. Riding safely			
LO5. Riding a trained horse in a double bridle to develop its way of going			
LO6. Riding an inexperienced dressage horse with a view to developing its way of going			
LO7. Riding an experienced horse over show jumps up to 1.10m (3ft 7ins) with a view to developing its way of going			
LO8. Riding a horse cross country over fences up to 1m (3ft 3ins) with a view to developing its way of going			



It is compulsory each learning outcome is signed-off by a BHS Accredited Professional with a minimum of the Stage 5 Riding (General or Eventing) and a Coaching or Ride Leader qualification.

**Remember to also complete the Trainer Endorsements on page 45, 46 and 47**

## Trainer Endorsement

Candidates entered for Unit 4: Stage 4 Senior Ride for Training Eventing will be required to have the following **Trainer Endorsements** completed:

**LO1. Understand the training of young horses (Page 45)**

**LO3. Understand how to progress the training of a dressage horse (Page 46)**

**LO4. Understand how to progress the training of a show jumping horse (Page 47)**

## What will I need to bring to the Stage 4 Senior Ride for Training Eventing assessment?

- This skills record with completed Stage 4 Senior Ride for Training Eventing **Ready for Assessment** and **Trainer Endorsement** tables. If you do not bring your completed skills record you will not be able to sit any part of the assessment
- Your hat, gloves, suitable whips for each discipline and a body protector that meets the current safety standards
- Photo ID or skills record identification box (page 3) completed

## What should I expect on the day?

There will be signs to direct you to the briefing room and a member of our team will be at the centre to welcome you. It's best to arrive at least 30 minutes before your briefing so that you can familiarise yourself with the venue and walk the cross country and show jumping courses. Your assessor will come to meet you to run through the process of the day and answer any queries you may have about the assessment.

You will ride four horses as per the learning outcomes. After each horse you ride, you will have a discussion with your assessor about the exercises you chose, the effect they had on the horse, the evaluation of your session and the horse's future plan for progression.

Due to the nature of riding and the risks involved, if there is any doubt with regard to your own or your horse's safety you may be asked to retire from the assessment at any point.

Your assessor will clarify and confirm learning through **Trainer Endorsement** via a one-to-one viva assessment.

## How long will the assessment take?

The assessment will last approximately four hours.



**UNIT 5:  
STAGE 4  
SENIOR  
RIDE FOR  
TRAINING  
DRESSAGE**

INTRODUCTION TO

# UNIT 5

## STAGE 4

# SENIOR RIDE FOR TRAINING DRESSAGE

Apply your skills and knowledge within dressage riding and demonstrate competence to take responsibility for a horse's training and development in this discipline.

### **You will be able to:**

- Demonstrate a thorough knowledge of training horses from birth to riding away, an appreciation for various methods and requirements and the application of the Training Scale
- Understand factors that may influence progress, explain potential problems and how to overcome them
- Plan a training programme for a dressage horse to include introducing and analysing the effect of lateral work, variations within the pace and the effect of transitions
- Ride a variety of horses at different stages in their training using appropriate exercises to develop the horse's way of going and responsiveness to the aids
- Use poles and floor patterns to develop the training of the horse and appreciate the benefits of use
- Ride in an influential, balanced position demonstrating empathy and feel for your horses
- Evaluate the horses that you ride and the effectiveness of the exercises chosen to produce a plan of future possible work for each horse

## Stage 4 Senior Ride for Training Dressage Ready for Assessment

This candidate has been trained in the following elements for the purpose of the Stage 4 Senior Ride for Training Dressage assessment.

CANDIDATE NAME \_\_\_\_\_ BHS NUMBER \_\_\_\_\_

	TRAINER'S NAME	ACCREDITED PROFESSIONAL NUMBER	TRAINER INITIALS
LO2. Riding safely			
LO5. Riding a trained horse in a double bridle to develop its way of going			
LO6. Riding an inexperienced dressage horse with a view to developing its way of going			
LO9. Riding horses used for training others, with a view to developing their way of going			



It is compulsory each learning outcome is signed-off by a BHS Accredited Professional with a minimum of the the Stage 5 Ride (General, Eventing or Dressage) and a Coaching or Ride Leader qualification.

**Remember to also complete the Trainer Endorsements on page 45 and 46**



## Trainer Endorsement

Candidates entered for Unit 5: Stage 4 Senior Ride for Training Dressage will be required to have the following **Trainer Endorsements** completed:

**LO1. Understand the training of young horses (Page 45)**

**LO3. Understand how to progress the training of a dressage horse (Page 46)**

## What will I need to bring to the Stage 4 Senior Ride for Training Dressage assessment?

- This skills record with completed Stage 4 Senior Ride for Training Dressage **Ready for Assessment** and **Trainer Endorsement** tables. If you do not bring your completed skills record you will not be able to sit any part of the assessment
- Your hat, gloves and a suitable schooling whip
- Photo ID or skills record identification box (page 3) completed

## What should I expect on the day?

There will be signs to direct you to the briefing room and a member of our team will be at the centre to welcome you. Your assessor will come to meet you to run through the process of the day and answer any queries you may have about the assessment.

You will ride four horses as per the learning outcomes. After each horse you ride, you will have a discussion with your assessor about the exercises you chose, the effect they had on the horse, the evaluation of your session and the horse's future plan for progression.

Due to the nature of riding and the risks involved, if there is any doubt with regard to your own or your horse's safety you may be asked to retire from the assessment at any point.

Your assessor will clarify and confirm learning through **Trainer Endorsement** via a one-to-one viva assessment.

## How long will the assessment take?

The assessment will last approximately four hours.



**UNIT 6:  
STAGE 4  
SENIOR RIDE  
FOR TRAINING  
SHOW  
JUMPING**

INTRODUCTION TO

# UNIT 6

## STAGE 4

# SENIOR RIDE FOR TRAINING SHOW JUMPING

Establish your competence as a rider to train and manage a horse's progressive work for show jumping. Manage the day to day activity for the horses in your care and maintain their fitness for competition.

**You will be able to:**

- Demonstrate a thorough knowledge of training horses from birth to riding away, an appreciation for various methods and requirements and the application of the Training Scale
- Plan a training programme for a show jumping horse to include introducing and analysing the effect of lateral work, variations within the pace and the effect of transitions
- Understand factors that may influence progress, explain potential problems and how to overcome them
- Ride a variety of horses at different stages in their training using appropriate exercises to develop the horse's way of going and responsiveness to the aids
- Use poles and floor patterns to develop the training of the horse and appreciate the benefits of use
- Ride in an influential, balanced position demonstrating empathy and feel for your horses
- Evaluate the horses that you ride and the effectiveness of the exercises chosen to produce a plan of future possible work for each horse

## Stage 4 Senior Ride for Training Show Jumping Ready for Assessment

This candidate has been trained in the following elements for the purpose of the Stage 4 Senior Ride for Training Show Jumping assessment.

CANDIDATE NAME \_\_\_\_\_ BHS NUMBER \_\_\_\_\_

	TRAINER'S NAME	ACCREDITED PROFESSIONAL NUMBER	TRAINER INITIALS
LO2. Riding safely			
LO7. Riding an experienced horse over show jumps up to 1.10m (3ft 7ins) with a view to developing its way of going			
LO9. Riding horses used for training others, with a view to developing their way of going			
LO10. Riding an inexperienced horse over show jumps up to 1m (3ft 3ins) with a view to developing its way of going			



It is compulsory each learning outcome is signed-off by a BHS Accredited Professional with a minimum of the Stage 5 Ride (General, Eventing or Show Jumping) and a Coaching or Ride Leader qualification.

Remember to also complete the Trainer Endorsements on page 45 and 47



## Trainer Endorsement

Candidates entered for Unit 6: Stage 4 Senior Ride for Training Show Jumping will be required to have the following **Trainer Endorsements** completed:

**LO1. Understand the training of young horses (Page 45)**

**LO4. Understand how to progress the training of a show jumping horse (Page 47)**

## What will I need to bring to the Stage 4 Senior Ride for Training Show Jumping assessment?

- This skills record with completed Stage 4 Senior Ride for Training Show Jumping **Ready for Assessment** and **Trainer Endorsement** tables. If you do not bring your completed skills record you will not be able to sit any part of the assessment
- Your hat, gloves and a suitable long and short whip
- Photo ID or skills record identification box (page 3) completed

## What should I expect on the day?

There will be signs to direct you to the briefing room and a member of our team will be at the centre to welcome you. It's best to arrive at least 30 minutes before your briefing so that you can familiarise yourself with the venue and walk the show jumping course/s. Your assessor will come to meet you to run through the process of the day and answer any queries you may have about the assessment.

You will ride four horses as per the learning outcomes. After each horse you ride, you will have a discussion with your assessor about the exercises you chose, the effect they had on the horse, the evaluation of your session and the horse's future plan for progression.

Due to the nature of riding and the risks involved, if there is any doubt with regard to your own or your horse's safety you may be asked to retire from the assessment at any point.

Your assessor will clarify and confirm learning through **Trainer Endorsement** via a one-to-one viva assessment.

## How long will the assessment take?

The assessment will last approximately four hours.

## Trainer Endorsement


### LO1. Understand the training of young horses

Required for:

**Unit 4: Stage 4 Senior Ride for Training Eventing**

**Unit 5: Stage 4 Senior Ride for Training Dressage**

**Unit 6: Stage 4 Senior Ride for Training Show Jumping**

ASSESSMENT CRITERIA	DATE ACHIEVED
1.1 Explain a range of methods of training horses from birth to riding away	
1.2 Explain the training of young horses	
1.3 Explain the Training Scale	
FEEDBACK:	
APC NAME: _____ APC NUMBER: _____	
 It is compulsory this is signed-off by a BHS Accredited Professional with a minimum of a Stage 5 Ride and a Coaching or Ride Leader qualification.	

CANDIDATE NAME \_\_\_\_\_ BHS NUMBER \_\_\_\_\_

## Trainer Endorsement

### LO3. Understand how to progress the training of a dressage horse

Required for:

**Unit 4: Stage 4 Senior Ride for Training Eventing**

**Unit 5: Stage 4 Senior Ride for Training Dressage**

CANDIDATE NAME \_\_\_\_\_ BHS NUMBER \_\_\_\_\_

ASSESSMENT CRITERIA	DATE ACHIEVED
3.1 Describe the requirements of dressage tests from Intro to Elementary	
3.2 Analyse the effect of a range of school movements on a dressage horse's performance	
3.3 Explain potential problems in the horse's way of going and methods to overcome them	
3.4 Describe variations within the pace	
3.5 Analyse the effect of transitions on a dressage horse's performance	
3.6 Plan a work schedule for a dressage horse	
FEEDBACK:	
APC NAME: _____ APC NUMBER: _____	

 It is compulsory this is signed-off by a BHS Accredited Professional with a minimum of a Stage 5 Ride (General, Eventing or Dressage) and a Coaching or Ride Leader qualification.

**Trainer Endorsement**

**LO4. Understand how to progress the training of a show jumping horse**

**Required for:**

**Unit 4: Stage 4 Senior Ride for Training Eventing**

**Unit 6: Stage 4 Senior Ride for Training Show Jumping**

CANDIDATE NAME \_\_\_\_\_ BHS NUMBER \_\_\_\_\_

ASSESSMENT CRITERIA	DATE ACHIEVED
4.1 Describe the requirements of different show jumping categories/levels	
4.2 Outline a training programme for introducing a horse to jumping	
4.3 Explain potential problems and suggest methods to overcome them	
4.4 Evaluate the value of grid work	
4.5 Plan a training schedule to progress a horse to show jumping 1.10m	
4.6 Explain factors that influence the distances between fences	

FEEDBACK:

APC NAME:

APC NUMBER:



It is compulsory this is signed-off by a BHS Accredited Professional with a minimum of a Stage 5 Ride (General, Eventing or Show Jumping) and a Coaching or Ride Leader qualification.

STAGE 4 SENIOR RIDE FOR TRAINING TRAINER ENDORSEMENT





**UNIT 7:  
STAGE 4  
SENIOR  
COACHING  
EVENTING**

INTRODUCTION TO

# UNIT 7

## STAGE 4 SENIOR COACHING EVENTING

Consolidate your extensive experience in offering safe, enjoyable and competent lessons for dressage, show jumping and eventing competitors. Develop and inspire riders to be the next generation equestrian stars.

**You will be able to:**

- Explain various coaching styles and techniques utilised during sessions and the factors that may impact on these approaches
- Deliver coaching sessions with clarity and effective communication skills whilst maintaining the safety and welfare of horses and riders
- Coach a competent rider on the lunge to improve their position
- Coach a group lesson over fences up to 1m
- Coach a dressage lesson up to Elementary level
- Coach an arena eventing lesson up to 1.10m
- Assess the horse and rider to develop a suitable plan of work to improve horse and rider performance
- Coach to improve horse and rider ability and confidence
- Select and utilise appropriate exercises in your sessions
- Evaluate your sessions giving feedback to assessors and riders

## Stage 4 Senior Coaching Eventing Ready for Assessment

This candidate has been trained in the following elements for the purpose of the Stage 4 Senior Coaching Eventing assessment.

CANDIDATE NAME \_\_\_\_\_ BHS NUMBER \_\_\_\_\_

	TRAINER'S NAME	ACCREDITED PROFESSIONAL NUMBER	TRAINER INITIALS
LO2. Coaching safely			
LO3. Communicating effectively whilst coaching			
LO4. Coaching lunge sessions			
LO6. Coaching group sessions over fences up to 1m			
LO9. Coaching dressage sessions at Elementary level			
LO10. Coaching arena eventing sessions over fences up to 1.10m			



It is compulsory each learning outcome is signed-off. All LO's can be signed by a BHS Accredited Professional with a minimum of a Stage 5 Coaching (General or Eventing) qualification. LO9 can be signed by a BHS Accredited Professional with a minimum of a Stage 5 Coaching (Dressage) qualification. LO6 can be signed by a BHS Accredited Professional with a minimum of a Stage 5 Coaching (Show Jumping) qualification.

**Remember to also complete the Trainer Endorsement on page 61**

## Trainer Endorsement

Candidates entered for Unit 7: Stage 4 Senior Coaching Eventing will be required to have the following **Trainer Endorsement** completed:

### LO1. Understand how to coach (Page 61)

#### What will I need to bring to the Stage 4 Senior Coaching Eventing assessment?

- This skills record with completed Stage 4 Senior Coaching Eventing **Ready for Assessment** and **Trainer Endorsement** tables. If you do not bring your completed skills record you will not be able to sit any part of the assessment
- Your hat
- Photo ID or skills record identification box (page 3) completed

#### What should I expect on the day?

There will be signs to direct you to the briefing room and a member of our team will be at the centre to welcome you. It's best to arrive at least 30 minutes before your briefing so that you can familiarise yourself with the venue and the show jumping and arena eventing fences available. Your assessor will come to meet you to run through the process of the day and answer any queries you may have about the assessment.

You will coach four sessions as per the learning outcomes. After each session, you will then have a discussion with your assessor about the exercises you chose, the effect they had on the horse and rider, the evaluation of your session and the rider's future plan for progression.

Your assessor will clarify and confirm learning tables through **Trainer Endorsement** via a one-to-one viva assessment.

#### How long will the assessment take?

The assessment will last approximately five hours.



**UNIT 8:  
STAGE 4  
SENIOR  
COACHING  
DRESSAGE**

INTRODUCTION TO

# UNIT 8

## STAGE 4

# SENIOR COACHING DRESSAGE

You will be able to show genuine improvement of horse and rider in both dressage training and competition environments whilst demonstrating a sound knowledge of coaching methods and principles.

**You will be able to:**

- Explain various coaching styles and techniques utilised during sessions and the factors that may impact on these approaches
- Deliver sessions with clarity and effective communication skills whilst maintaining the safety and welfare of horses and riders
- Coach a competent rider on the lunge to improve their position
- Coach a group lesson using ground poles
- Coach a dressage lesson up to Elementary level
- Coach a dressage lesson at Novice level
- Assess the horse and rider to develop a suitable plan of work to improve horse and rider performance
- Coach to improve horse and rider ability and confidence
- Select and utilise appropriate exercises in your sessions
- Evaluate your sessions giving feedback to assessors and riders

## Stage 4 Senior Coaching Dressage Ready for Assessment

This candidate has been trained in the following elements for the purpose of the Stage 4 Senior Coaching Dressage assessment.

CANDIDATE NAME \_\_\_\_\_ BHS NUMBER \_\_\_\_\_

	TRAINER'S NAME	ACCREDITED PROFESSIONAL NUMBER	TRAINER INITIALS
LO2. Coaching safely			
LO3. Communicating effectively whilst coaching			
LO4. Coaching lunge sessions			
LO5. Coaching group sessions using poles			
LO9. Coaching dressage sessions at Elementary level			
LO11. Coaching dressage sessions at Novice level			

 It is compulsory each learning outcome is signed-off by a BHS Accredited Professional with a minimum of a Stage 5 Coaching (General, Eventing or Dressage) qualification.

**Remember to also complete the Trainer Endorsement on page 61**

STAGE 4 SENIOR COACHING DRESSAGE

## Trainer Endorsement

Candidates entered for Unit 8: Stage 4 Senior Coaching Dressage will be required to have the following **Trainer Endorsements** completed:

### LO1. Understand how to coach (Page 61)

#### What will I need to bring to the Stage 4 Senior Coaching Dressage assessment?

- This skills record with completed Stage 4 Senior Coaching Dressage **Ready for Assessment** and **Trainer Endorsement** tables. If you do not bring your completed skills record you will not be able to sit any part of the assessment
- Your hat
- Photo ID or skills record identification box (page 3) completed

#### What should I expect on the day?

There will be signs to direct you to the briefing room and a member of our team will be at the centre to welcome you. It's best to arrive at least 30 minutes before your briefing so that you can familiarise yourself with the venue and arenas available. Your assessor will come to meet you to run through the process of the day and answer any queries you may have about the assessment.

You will deliver four sessions as per the learning outcomes. After each session, you will then have a discussion with your assessor about the exercises you chose, the effect they had on the horse and rider, the evaluation of your session and the rider's future plan for progression.

Your assessor will clarify and confirm learning through **Trainer Endorsement** via a one-to-one viva assessment.

#### How long will the assessment take?

The assessment will last approximately five hours.





**UNIT 9:  
STAGE 4  
SENIOR  
COACHING  
SHOW  
JUMPING**

INTRODUCTION TO

# UNIT 9

## STAGE 4

# SENIOR COACHING SHOW JUMPING

Embed the principles of professional coaching. Instil confidence in horse and rider to achieve success with their show jumping and reach new heights.

### **You will be able to:**

- Explain various coaching styles and techniques utilised during sessions and the factors that may impact on these approaches
- Deliver sessions with clarity and effective communication skills whilst maintaining the safety and welfare of horses and riders
- Coach a competent rider on the lunge to improve their position
- Coach a group lesson using ground poles
- Coach a show jumping lesson up to 1.10m
- Coach a lesson using grid work or related distances up to 1m
- Assess the horse and rider to develop a suitable plan of work to improve horse and rider performance
- Coach to improve horse and rider ability and confidence
- Select and utilise appropriate exercises in your sessions
- Evaluate your sessions giving feedback to assessors and riders

## Stage 4 Senior Coaching Show Jumping Ready for Assessment

This candidate has been trained in the following elements for the purpose of the Stage 4 Senior Coaching Show Jumping assessment.

CANDIDATE NAME \_\_\_\_\_ BHS NUMBER \_\_\_\_\_

	TRAINER'S NAME	ACCREDITED PROFESSIONAL NUMBER	TRAINER INITIALS
LO2. Coaching safely			
LO3. Communicating effectively whilst coaching			
LO4. Coaching lunge sessions			
LO5. Coaching group sessions using poles			
LO7. Coaching show jumping sessions in preparation for a 1.10m competition			
LO8. Coaching sessions using grid work or related fences up to 1m			

 It is compulsory each learning outcome is signed-off by a BHS Accredited Professional with a minimum of a Stage 5 Coaching (General, Eventing or Show Jumping) qualification.

**Remember to also complete the Trainer Endorsement on page 61**

## Trainer Endorsement

Candidates entered for Unit 9: Stage 4 Senior Coaching Show Jumping will be required to have the following **Trainer Endorsements** completed:

### LO1. Understand how to coach (Page 61)

#### What will I need to bring to the Stage 4 Senior Coaching Show Jumping assessment?

- This skills record with completed Stage 4 Senior Coaching Show Jumping **Ready for Assessment** and **Trainer Endorsement** tables. If you do not bring your completed skills record you will not be able to sit any part of the assessment
- Your hat
- Photo ID or skills record identification box (page 3) completed

#### What should I expect on the day?

There will be signs to direct you to the briefing room and a member of our team will be at the centre to welcome you. It's best to arrive at least 30 minutes before your briefing so that you can familiarise yourself with the venue and the show jumping fences available. Your assessor will come to meet you to run through the process of the day and answer any queries you may have about the assessment.

You will deliver four sessions as per the learning outcomes. After each session, you will then have a discussion with your assessor about the exercises you chose, the effect they had on the horse and rider, the evaluation of your session and the rider's future plan for progression.

Your assessor will clarify and confirm learning through **Trainer Endorsement** via a one-to-one viva assessment.

#### How long will the assessment take?

The assessment will last approximately five hours.

## Trainer Endorsement

### LO1. Understand how to coach

Required for:


Unit 7: Stage 4 Senior Coaching Eventing

Unit 8: Stage 4 Senior Coaching Dressage

Unit 9: Stage 4 Senior Coaching Show Jumping

CANDIDATE NAME \_\_\_\_\_

BHS NUMBER \_\_\_\_\_

ASSESSMENT CRITERIA	DATE ACHIEVED
1.1 Explain techniques used in coaching	
1.2 Explain factors which impact on coaching approaches	
FEEDBACK:	
APC NAME: _____ APC NUMBER: _____	
 It is compulsory this is signed-off by a BHS Accredited Professional with a minimum of a Stage 5 Coaching qualification.	





# GET INVOLVED IN OUR RECREATIONAL CHALLENGE AWARDS.

## WHAT ARE THE CHALLENGE AWARDS?

A series of awards that Accredited Professionals and Approved Centres can deliver that fit seamlessly into everyday coaching sessions. There are over 30 awards that cover a range of stable management and riding topics.

## WHO ARE THE AWARDS FOR?

Being entirely practical with no exams, they are perfect for any BHS member who wants to improve their skills, knowledge and confidence.

## HOW TO GET INVOLVED

The first step is to become an Accredited Professional. Then simply complete a one-hour induction session.

Visit [pathways.bhs.org.uk/challenge-coaches](https://pathways.bhs.org.uk/challenge-coaches) for more information or call 02476 840508.



Challenge  
Awards

The  
British  
Horse  
Society



... Team Work ...  
... Personal Work ...  
... Physical Work ...  
... Safety & Training ...

Use an Accredited Professional • Visit [www](http://www.bhs.org.uk)

[bhs.org.uk/findacoach](https://bhs.org.uk/findacoach)



The  
British  
Horse  
Society

**Professional**

Accredited Professional Coach

**NEXT  
STEPS**

# CONGRATULATIONS ON COMPLETING YOUR CAREER PATHWAY **STAGE 4**



We're proud of your achievements and look forward to supporting you as you progress your career. Join as an Accredited Professional and take advantage of the wealth of benefits.

### **What's next**

You can continue to progress your professional career through our BHSI qualifications, right through to the internationally recognised and acclaimed Fellowship of the BHS.

**Simply visit:**  
[bhs.org.uk/pathways](https://bhs.org.uk/pathways)

**Call the pathways team:**  
02476 840508

## **Congratulations on completing your Stages 4 qualifications.**

As a professional in the industry, we hope you continue to develop yourself and progress your journey in equine excellence.

We encourage you to continue to learn and develop your skills through further qualifications and continual professional development (CPD). CPD will benefit any career and can cover a range of topics such as supporting the horse and rider to developing your communication, leadership, self-awareness and planning skills.

The BHS offers a range of CPD and training events to enrich your skills, introduce new concepts, technology and research and encourage networking with your fellow professionals. **Find CPD events at [bhs.org.uk/cpd](https://bhs.org.uk/cpd)**

We recommend you log any CPD or training events you attend; you can use the table included on page 69 as a template. Logging your training and development allows you to keep track of the different topics covered or skills developed which in turn will highlight gaps or areas you want to cover in the future.

## **Are you a groom, ride leader or coach?**

Take a look at the range of benefits you can access when you join the **largest equestrian accredited professional community**.

Approved and accredited by the BHS, Accredited Professionals meet the highest professional standards within the industry. Our community of professionals connects people, ideas and resources to embed world-class standards, drive continual professional development and promote innovation in equestrian coaching.

Whether you want to work as a groom, ride leader, as a freelance coach or as a coach within an Approved centre, take advantage of our comprehensive packages designed to meet your specific needs.

## **Here are just a few of the many benefits you will gain as an Accredited Professional Coach:**

- Accredited Professional branded online business toolkit and resources
- Accredited Professional jacket
- Inclusive BHS first aid and safeguarding courses for the duration of your membership
- Inclusive BHS gold membership for the duration of your membership
- Authority to deliver the BHS Pony Stars and Challenge Awards
- Access to attend Continual Professional Development events in partnership with BEF member bodies
- Access to an exclusive professional online community with free business support and resources
- Option to take out Public Liability insurance, including grooms insurance and care, custody and control to cover you for your professional activities\*
- Discounted BHS assessments for the duration of your membership

For more information and how to apply to become an Accredited Professional:

**Visit [bhs.org.uk](https://bhs.org.uk) or  
Call our team on 02476 840 565**

\*Terms conditions and territorial limits apply.

# Become an Accredited Professional

We welcome you to join our professional community.

## Advantages include:\*

- Access to a community of leading professionals
- Access to hundreds of editable session plans, covering all topics and levels
- Branded business toolkit including an Accredited Professional jacket
- Inclusive first aid and safeguarding courses
- Inclusive Continual Professional Development events
- Authority to deliver the BHS Challenge Awards
- Inclusive BHS gold membership
- Discounted comprehensive insurance packages.\*\*

To apply, call our team on  
**02476 840 565**

\*Depending on membership package

\*\*Terms, conditions and territorial limits apply



# CPD Log

DATE	EVENT TITLE	WHAT HAVE I LEARNT FROM THIS CPD?	TARGET/S TO TAKE FORWARD				

# NOTES



