



BHS Scotland Hub Information and Accessibility Guide

BHS Scotland

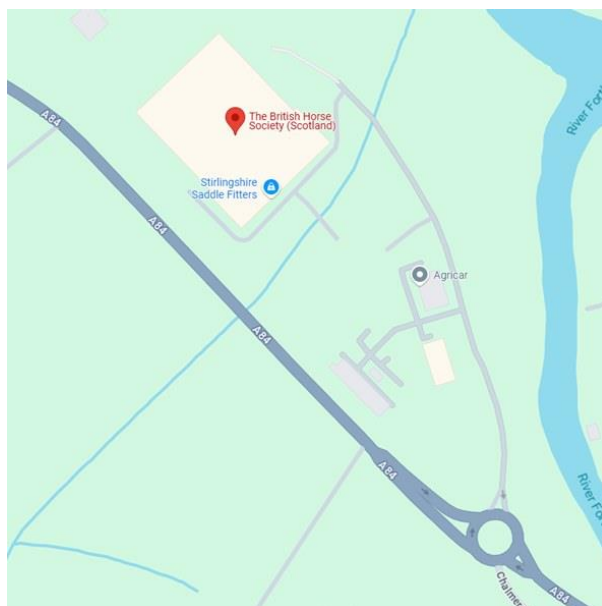
Suite A3

Stirling Agricultural Centre

Stirling

FK9 4RN

Travel Information



1 - A map showing the location of BHS Scotland in Stirling

The BHS Scotland Hub in Stirling is at Suite A3, Stirling Agricultural Centre, Stirling, FK9 4RN.

Travelling by Public Transport

What3words: [///marble.prospers.bikes](https://www.what3words.com/#!/en/09G4-09G4-09G4) **By trains/bus:**

From the Stirling Train Station take the following buses to Dobbies Garden World: - 59 Callander (7 stops) - X10A Glasgow (7 stops). Walk for 9 minutes northeast on the A84 and take the third exit on the roundabout towards the Stirling Agricultural Centre.

Taxi services

There are local taxi companies available:

Saturn Taxis Stirling – 01786 811111 or <https://www.saturntaxi.com/>

Stirling Alba Cabs – 01786 595025 or <https://www.albacabs.co.uk/>

Stirling Taxis – 01786 816236 or <https://stirlingtaxi.com/>

Walking/cycling/pushing to BHS Scotland

It is possible to cycle from Stirling Train Station in approximately 15 minutes, however it would take approximately 1 hour to walk.

Venue Information



Physical access, outside



2 - Aerial photo showing the direction to walk from the carpark to the building

There is parking in front of the centre and overflow parking only a few metres away. Our entrance is between the Clyde Vet Group and Angling Active - our offices are located on the first floor.

There is access to the parking area and overflow carpark at the Stirling Agricultural Centre. There are 6 disabled parking spaces and 2 electric car charging points.

Please be aware that the overflow car park is made of loose aggregate, but the blue badge bay is tarmac and is immediately outside the entrance to the BHS Stirling Hub.

Access from the carpark where the accessible parking bay is located to the front entrance is all on one level.

The parking area can be busy during times of sales at the Stirling Agricultural Centre – especially during the bull sales. The dates of the sales are available at <https://www.uagroup.co.uk/auction-sales>

Please be cautious of large vehicles when walking from the carpark to the main building.

Physical access, inside

The building incorporates the BHS Scotland Hub, the entrance foyer, the conference room, the auctions rings, the exhibition hall and farmers restaurant in terms of BHS activity.

The doors in the building are large and not power assisted.

The BHS Hub is on the first floor, which can be accessed by the stairs or by a lift. The flooring and the stairwell is vinyl. There are various rooms available:

Conference Room



3 - Large room with grey carpet. A desk with 10 chairs is in the middle. There is stacked seating around the outside of the room and a drinks area at the front.

Seating for 80 people with TV screen to the front and there are two fire doors. The room can be set out in various ways including theatre style and boardroom.

Auction Rings



4 - Large covered area with bench seating on 3 sides of a ring in the centre which is fenced off and has a soft surface.

There are 3 auction rings which can be used for BHS events (on request) with a capacity that would exceed the conference room.


Small meeting room in BHS Scotland Hub



5 - Small room with a green carpet. A table in the centre with a red table cloth and chairs around it. There are bookcases and display cabinets around the outside of the room.

Seating for approximately 4 people for small meetings.


Exhibition Hall



6 - Large covered area with seating to the side.

900m² exhibition hall and viewing gallery with seating for approximately 100 people with access for wheelchairs. Access to use of pens should there by an event on that requires demo horses. Access is normally restricted to the owner/handler of the horse for biosecurity reasons.

Farmers Restaurant



7 - Large covered, double height area with a grey floor. Tables and chairs are stacked to the side and in the middle.

100-seater farmers restaurant that can be used for catering for bigger events. This is on the ground floor and is therefore accessible by wheelchairs.

Toilets

There are toilets adjacent to the BHS Hub including a disabled toilet and in the main foyer area.

Cognitive Accessibility

Quiet Spaces:

Quiet spaces are available within the main foyer of the building or within the small meeting room in the BHS Hub (on request).

Sound and light Sensitivity:

If you are light or sound sensitive in any way, please feel free to bring and use sunglasses or earplugs/ decibel droppers. Let us know so we can support your comfortable access.

If you are using sound reducing equipment, please let a member of our BHS Scotland know in case of an emergency

Breaks:

You are welcome to take breaks throughout the day with refreshments available in the BHS Scotland hub. If you feel the need to step away there is plenty of outdoor space available within the grounds of the Stirling Agricultural Centre.

Language, communication and visual access

British Sign Language (BSL)

We do not have a BSL Interpreters as part of our BHS Scotland team but please speak to your Line Manager, the People Team or the event organiser if this is a requirement for you.

Hearing loop

There is a hearing loop at United Auctions reception.

Language

Our normal business day is conducted in English, please speak to us if you require translation and we will do our best to accommodate your needs.

Visual Access

There is a single swing door to access the BHS Scotland Hub and there are windows to the front of the office.

Each meeting room has good lighting throughout.

There is a large screen in our main conference room to ensure a clear view of videos/content. We also have access to hybrid equipment if people decide to access certain meetings virtually.

There is clear signage of toilets/entrance and exit.

Assistance animals

Assistance or Support animals are welcome at the venue. If you plan on bringing a support animal, please let us know.

[Emergency evacuation procedures](#)

In the event of an emergency fire marshals will direct you to the nearest exit. There are various fire exit doors on the outside of the building. The meeting point is at the main car park.